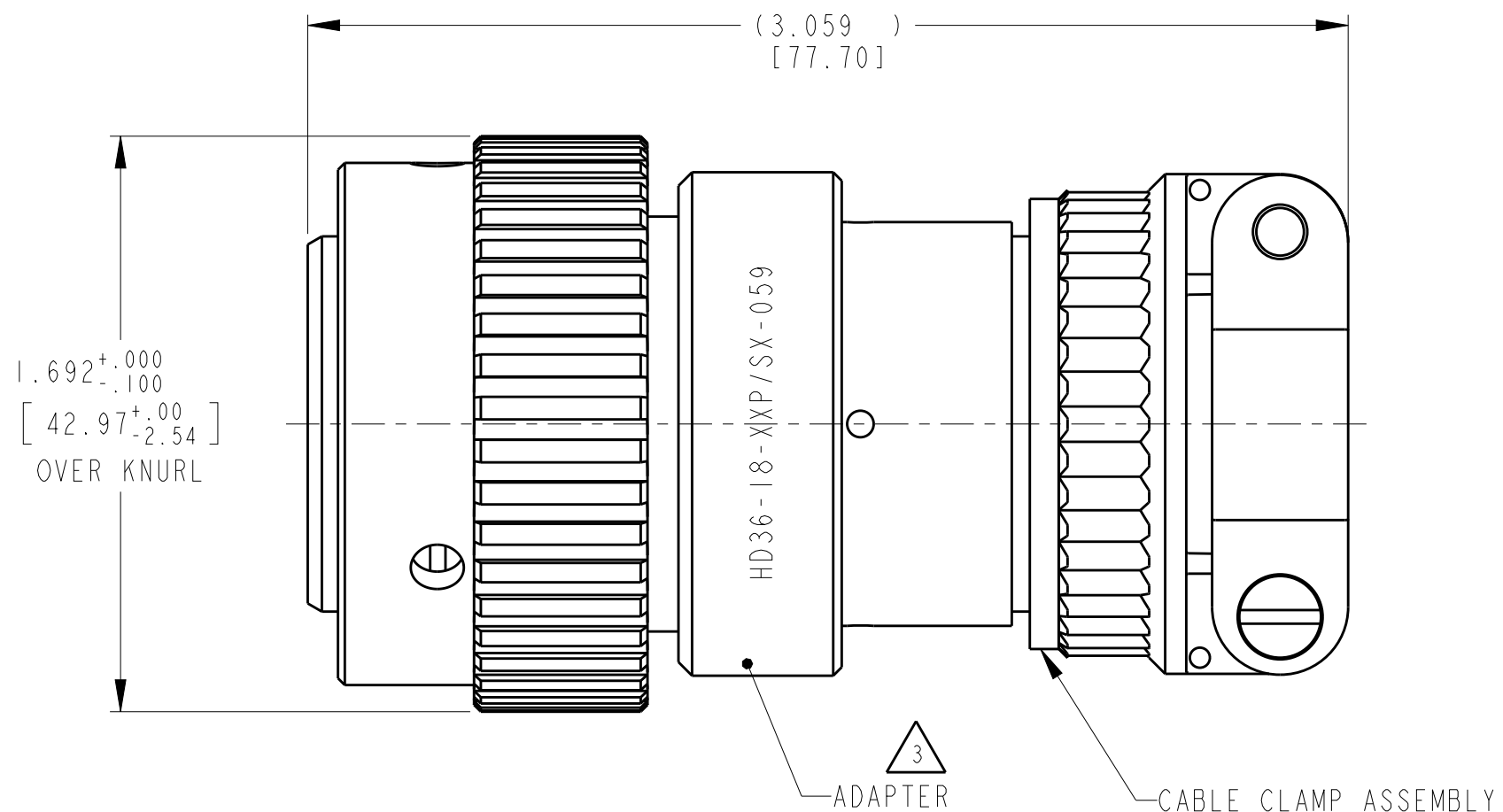
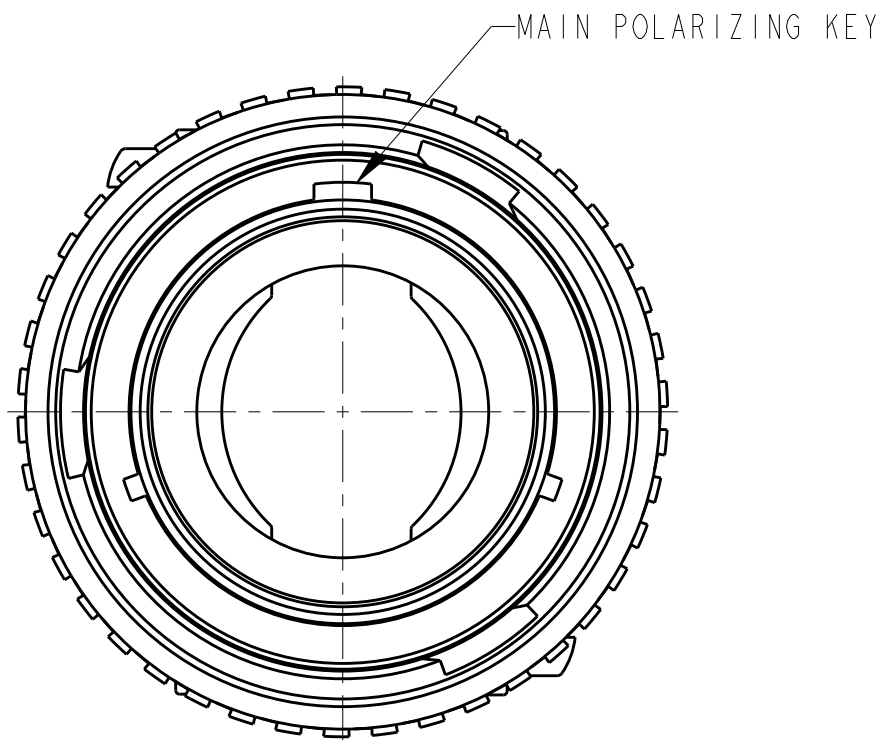
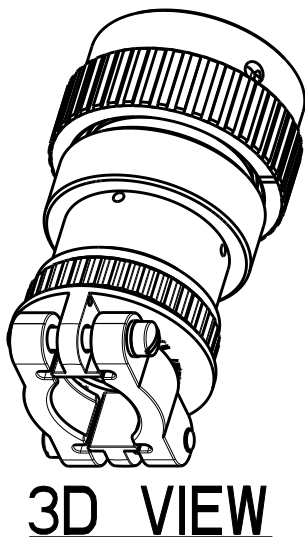


LOC	DIST	REVISIONS			
P	LTR	DESCRIPTION	DATE	DWN	APVD
-	-	NC	NEW RELEASE PER E.O. P19474	12FEB2007	- RDR
		A	REVISED PER E.O. P21009	19JUL2011	- RDR
		A1	REVISED PER ECO-15-001798	19MAR2015	VNB DM



3. MATERIAL:
ADAPTER: AL 6000 SERIES

2. THE CONNECTOR MATES WITH HD34-18-XXS/PX-XXXX
X = SEAL DESIGNATION, XX = NUMBER OF CAVITIES,
XXXX = MODIFICATION DESIGNATION.

1. FOR ARRANGEMENT OF CONTACT LOCATION SEE ENVELOPE DRAWING 0425-013-1800

NOTES:

THIS DRAWING IS A CONTROLLED DOCUMENT.		DWN A. MALAGON 08FEB2007		
DIMENSIONS: INCHES [mm]		CHK B. BAYFORD 14JUL2011		
TOLERANCES UNLESS OTHERWISE SPECIFIED:		APVD S. BEARD 12JUL2011	NAME PLUG CONNECTOR SHELL SIZE 18 BAYONET COUPLING-059 MOD. HD30 SERIES	
		PRODUCT SPEC 0425-016-0000	RESTRICTED TO	
0 PLC ±- 1 PLC ±- 2 PLC ±- 3 PLC ±.010 [±.254] 4 PLC ±- ANGLES ±° 30' 0"		APPLICATION SPEC 0425-015-0000	SIZE A3	CAGE CODE -
MATERIAL SEE NOTE		WEIGHT -	DRAWING NO HD36-18-XXP/SX-059	
FINISH -		Customer Drawing		SCALE NONE
		SHEET 1 OF 1		REV A1